

MR2600 Software Update v1.0.11

What's New in this Release

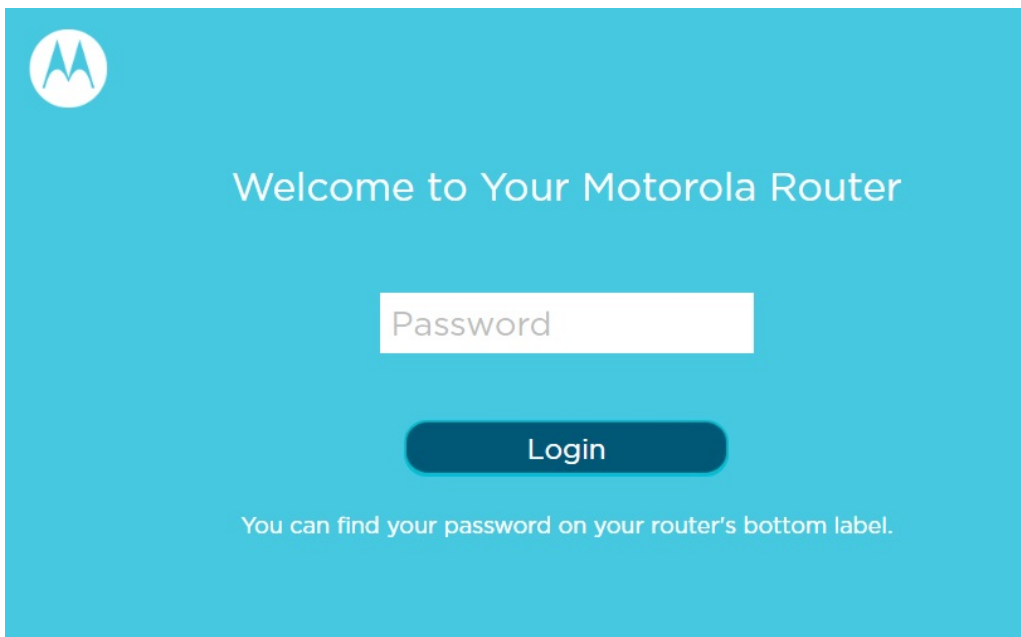
- The following firewall features are now enabled by default:
 - IPv4 SPI
 - Anti-Spoof Checking
 - IPv6 Simple Security
 - IPv6 Ingress Filtering

How to Install the Software Update

Note: It is very important that there are no interruptions to the upgrade process of the software as it could cause irreparable damage to the unit. We recommend that you use an Ethernet cable connection from your computer to the router.

If you are using a laptop, make sure that it has sufficient power to complete the process. Please be sure to back up all settings as we do recommend that the unit gets reset back to factory settings for this software upgrade.

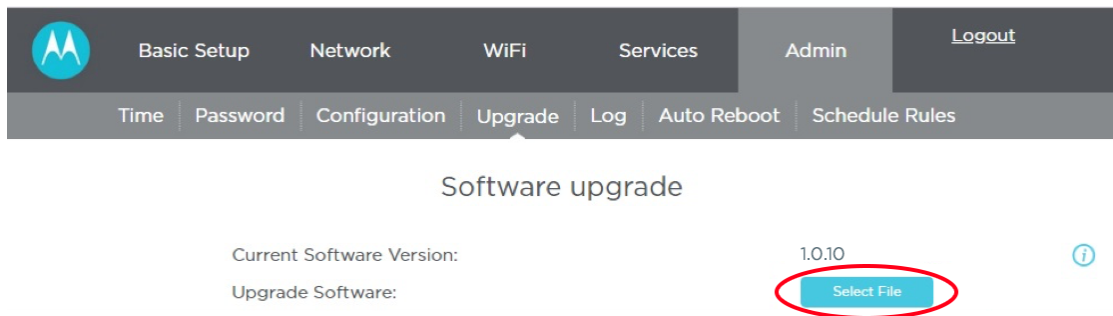
1. Download the software file to your computer and make note of the location where you saved it to.
2. Disconnect the router from the modem.
3. Connect your computer to the router with an Ethernet cable.
4. Open your web browser (Internet Explorer, Chrome, Safari, etc.) Type in **192.168.1.1** into the address bar.
5. Enter the password **motorola** and then click **Login**.



6. Click **Admin** → **Upgrade**.

7. You will see the **Software Upgrade** page. Click **Select File**.

Note: Your router's current software version may be different than what is shown in the screenshot below.

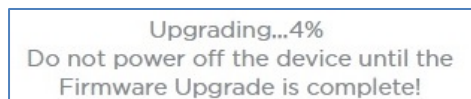


8. Find the software file (MR2600-1.0.11) you downloaded. Click on the software file, then click **Open**.

9. Click **Load** to begin the software upgrade.

10. Click **OK** to **"Do you want to upgrade Software?"**

11. You will now see the upgrade status. *Do not power off the device until the Software Upgrade is complete.*

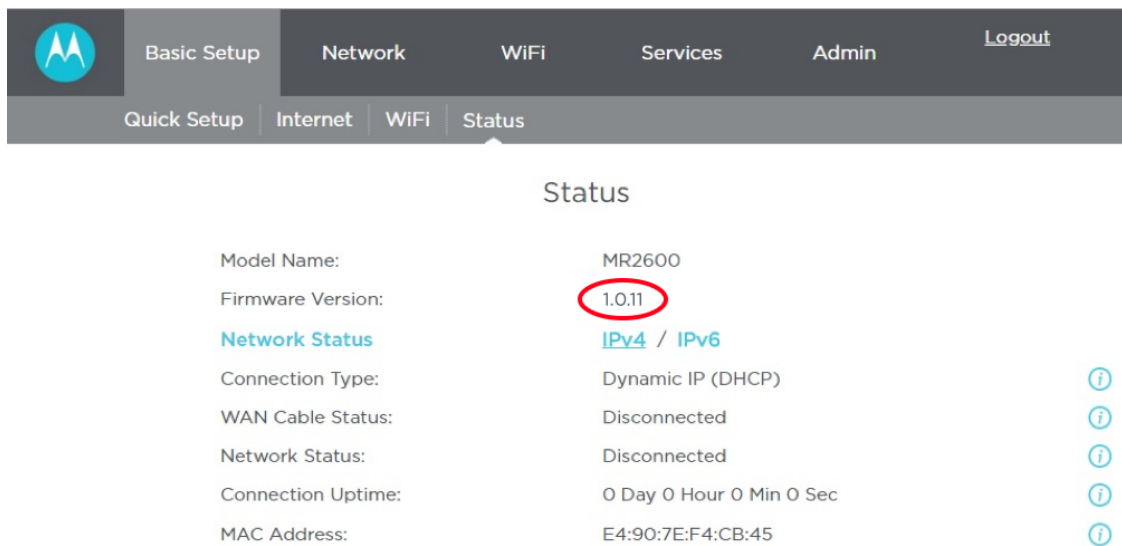


12. Once the upgrade is at 100%, you will see **"Software Upgrade success."** Click **OK**.

13. You will now see the **"Welcome to your Motorola Router"** login screen. To confirm that you installed the latest software, go ahead and log in using the password **motorola** and then clicking **Login**.

14. Once you login to the router, it should be on the **Basic Setup** → **Status** page.

Verify the Software Version (or Firmware Version) you installed:



You are done upgrading the software to your router.